



District Report Card: 2017


State: Delhi	District: South Delhi
Class: 3	Subject: Language
Schools: 59	Students: 1035


Participation/Coverage


Students

<div>GENDER</div> <div></div>	Boys				Girls			
	Number		%		Number		%	
	443		42.80		592		57.20	

<div>AREA</div> <div></div>	Rural				Urban			
	Number		%		Number		%	
	105		10.14		930		89.86	

<div>CATEGORY</div> <div></div>	SC		ST		OBC		GEN	
	Number	%	Number	%	Number	%	Number	%
	138	13.33	1	0.10	44	4.25	852	82.32

<div>CWSN</div> <div></div>	LD	VI	HI	S&LD	ID	Oth
	0	0	1	1	1	2

<div>Management</div> <div></div>	Government			Government-aided		
	Number		%	Number		%
	1003		96.91	32		3.09

Average Performance of Students in Language (%)

Overall	Gender		Area		Management		Social Group			
	Male	Female	Rural	Urban	Govt.	Aided	SC	ST	OBC	GEN
48.61	46.88	49.91	31.87	50.50	48.21	61.25	46.71	66.67	58.94	48.36

Performance on Learning Outcomes (LOs)

Learning Outcomes	Description	Average Performance(%)
L304	Reads small texts with comprehension i.e., identifies main ideas, details, sequence and draws conclusions	49.64
L312	Reads printed scripts on the classroom walls: poems, posters, charts etc.	46.55

Range of Performance of Students who Answered Correctly							
Below 30%		30% - 50%		50% - 75%		Above 75%	
Number	%	Number	%	Number	%	Number	%
279	26.96	290	28.02	298	28.79	168	16.23

Lowest Performing Learning Outcomes (LOs)

1 - Reads printed scripts on the classroom walls: poems, posters, charts etc. (46.55)

2 - Reads small texts with comprehension i.e., identifies main ideas, details, sequence and draws conclusions (49.64)